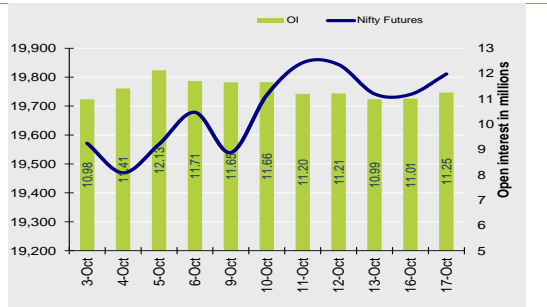


Nifty Snapshot

	Close	Prv Cl.	Ab chg	% chg
Spot	19,811.50	19,731.75	79.75	0.40
Futures	19,811.10	19,740.40	70.70	0.36
Oil(ml shr)	11.25	11.01	0.24	2.21
Vol (lots)	80102	84553	-4451	-5.26
COC	-0.40	8.65	-9.05	-104.6
PCR-OI	1.08	1.08	0.00	0.4

Nifty Futures Price v/s OI



Institutional Activity in previous trading session

(in Rs cr.)	Buy	Sell	Net
Index Futures	2013.84	1549.33	464.51
Index Options	1296421.57	1287583.17	8838.40
Stock Futures	12837.12	10649.45	2187.67
Stock Options	24706.66	25180.67	-474.01
FII Cash	8,517.96	8,254.28	263.68
DII Cash	6,492.43	6,379.88	112.55

Net FII Activity (in Rs cr.)

Date	Idx Fut	Stk Fut	Idx Opt	Cash
17-Oct	464.5	2187.7	8838.4	264
16-Oct	27.7	-215.5	-21332.6	-594
13-Oct	-784.5	-4.9	-10682.8	317
12-Oct	252.7	-1063.8	-29951.1	-1863
11-Oct	1120.5	935.9	-23154.4	-422
10-Oct	303.3	4343.4	-3626.9	-1005

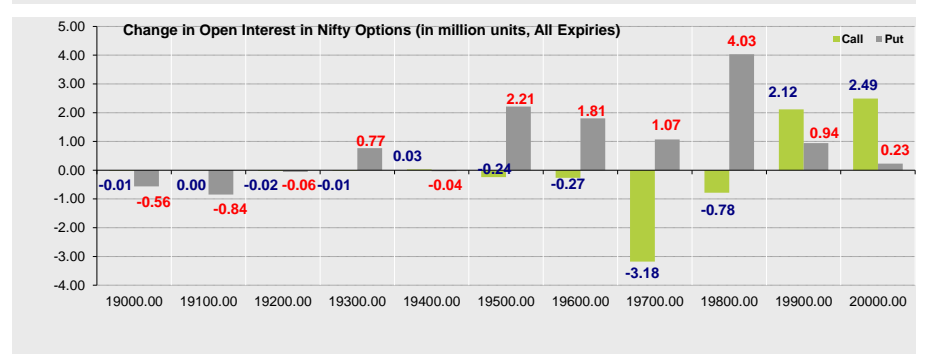
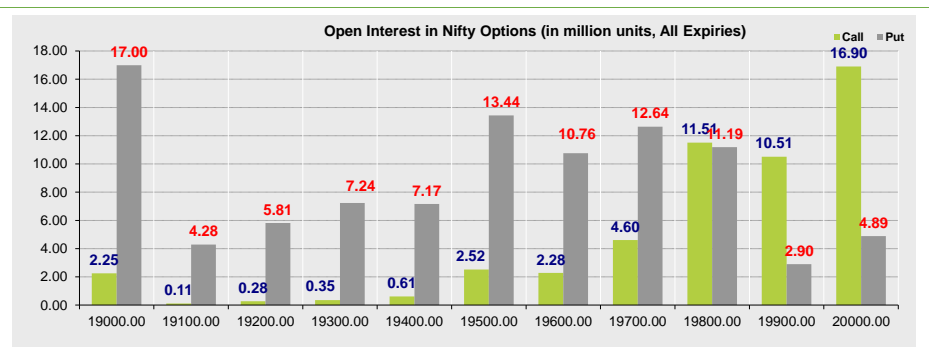
Technical Pivot (Intraday):

	S2	S1	PIVOT	R1	R2
NIFTY	19720	19765	19810	19855	19900
BANKNIFTY	44240	44370	44535	44660	44830

Summary

- Indian markets closed on a positive note where buying was mainly seen in Banking, Finance, Automobile sectors. Nifty Oct Future closed at 19811.10 (up 70.70 points) at a discount of 0.40 pts to spot.
- FII's were net buyers in Cash to the tune of 263.68 Cr and were net buyers in index futures to the tune of 464.51 Cr.
- India VIX decreased by 3.38% to close at 10.70 touching an intraday high of 11.07.

Open Interest in Nifty Options:



- The above second chart shows previous trading day's change in Nifty options where Addition in OI were seen in 19900, 19800, 19600, 19500 strike Puts and at 19900, 20000 strike Calls indicating that the market is likely to remain range-bound in the near term.
- Highest OI build-up is seen at 20000 strike Calls and 19000 strike Puts, to the tune of 16.90mn and 17.00mn respectively.

Outlook on Nifty:

Index is likely to open on a flat note today and is likely to remain range-bound during the day.

(Price is in Rs; OI is in million units; Price chg and OI chg are in percentage) **NB RESEARCH**

Fresh Longs seen in:

Scrip	Price	Price chg	OI	OI Chg
APOLLOTYRE	386.9	2.1	14.7	20.7
CANFINHOME	770.6	4.1	5.1	12.2
EXIDEIND	269.7	1.6	18.1	10.5

Fresh Shorts seen in:

Scrip	Price	Price chg	OI	OI Chg
HAVELLS	1384.0	-2.1	6.7	11.7
LTTS	4629.8	-1.6	0.8	11.1
MPHASIS	2298.0	-2.3	3.0	9.8

Short Covering seen in:

Scrip	Price	Price chg	OI	OI Chg
HDFCLIFE	642.3	1.9	16.1	-10.8
OFSS	4171.3	1.3	0.3	-6.5
BANKNIFTY	44493.7	0.3	2.4	-6.1

Long Unwinding seen in:

Scrip	Price	Price chg	OI	OI Chg
GNFC	653.3	-2.7	10.2	-7.9
MCX	2186.8	-0.7	2.7	-7.7
LALPATHLAB	2554.5	-0.3	1.1	-5.4

NIFTY50 Options OI (CE OI = Resistance) (PE OI = Support)

Symbol	Highest CE OI	Highest PE OI	CMP
ADANI PORTS	850	800	808
ADANI ENT	2500	2400	2436
ASIAN PAINT	3400	3100	3122
AXIS BANK	1020	1000	1011
BAJAJ-AUTO	5200	5000	5160
BAJAJ FINSV	1700	1600	1660
BAJ FINANCE	8500	8000	8120
BHARTIARTL	960	950	956
BPCL	360	350	355
BRITANNIA	4600	4400	4598
CIPLA	1200	1160	1175
COALINDIA	315	300	318
DIVISLAB	3800	3500	3658
DRREDDY	5600	5500	5559
EICHERMOT	3500	3300	3513
GRASIM	2000	1960	1975
HCLTECH	1300	1200	1265
HDFC BANK	1600	1500	1542
HDFCLIFE	650	630	642
HEROMOTOCO	3200	3000	3183
HINDALCO	500	450	486
HINDUNILVR	2520	2500	2555
ICICIBANK	1000	950	955
ITC	460	440	453
INDUSINDBK	1460	1400	1437

NIFTY50 Options OI (CE OI = Resistance) (PE OI = Support)

Symbol	Highest CE OI	Highest PE OI	CMP
INFY	1500	1400	1426
IOC	100	90	92
JSWSTEEL	800	750	792
KOTAK BANK	1800	1800	1774
LT	3100	2900	3074
LTIM	5500	5000	5222
M&M	1600	1500	1575
MARUTI	11000	10500	10747
NESTLEIND	23500	22000	23358
NTPC	245	240	246
ONGC	185	185	187
POWERGRID	210	200	207
RELIANCE	2400	2300	2359
SBILIFE	1400	1300	1350
SBIN	600	550	578
SUNPHARMA	1150	1100	1138
TATA CONSUM	920	900	911
TATA MOTORS	700	650	657
TATA STEEL	130	125	127
TCS	3600	3500	3509
TECHM	1300	1200	1201
TITAN	3400	3200	3319
ULTRACEMCO	8500	8000	8313
UPL	630	600	627
WIPRO	420	400	413

OI against MWPL

Symbol	MWPL	Open Interest	Limit for next day	% OI
BALRAMCHIN	23040698	21596800	Ban	94%
NMDC	229794455	209146500	9158232	91%
METROPOLIS	5142957	4670000	215809	91%
CHAMBLFERT	32829989	29193500	1994989	89%
GNFC	18282414	16134300	Ban	88%
MCX	10180563	8958000	Ban	88%
DELTACORP	35709031	31273200	Ban	88%
L&TFH	168147913	146942584	12797933	87%
RBLBANK	119927306	104475000	9455940	87%
SAIL	289139949	251736000	Ban	87%
INDIACEM	44366511	38599000	Ban	87%
IBULHSGFIN	89610825	76836600	Ban	86%
BHEL	256482590	214546500	Ban	84%
HINDCOPPER	65482129	54452200	Ban	83%
MANAPPURAM	109688743	90306000	Ban	82%
ESCORTS	6718575	5470575	912071	81%
SUNTV	19704232	15742500	2976520	80%
PNB	591377974	472048000	89761075	80%
IDFCFIRSTB	796349193	619830000	136701733	78%
NATIONALUM	178967755	135465000	34554367	76%
PVRINOX	14183747	10533160	2941399	74%
BANKBARODA	372635498	276687450	77316273	74%
CANBK	134484114	99030600	28729308	74%
RECLTD	249446067	181192000	55781763	73%
INDUSTOWER	166969318	119020400	39600452	71%
ZEEL	184440627	130506000	44712595	71%
BIOCON	93328354	65982500	22679436	71%
BSOFT	32415626	22526000	8268844	69%
M&MFIN	117858097	81216000	30749192	69%
VEDL	236487054	161836000	62826701	68%
AARTIIND	40851736	27707000	11102149	68%
LICHSGFIN	60244101	40396000	16835895	67%
PFC	290447408	192804500	83120537	66%

OI against MWPL

Symbol	MWPL	Open Interest	Limit for next day	% OI
PEL	23951791	15788250	6965951	66%
IEX	177845485	115241250	53711960	65%
FEDERALBNK	464797037	295380000	146177185	64%
GMRINFRA	494055219	312570000	156782458	63%
BANDHANBNK	193348108	122272500	61408202	63%
CANFINHOME	18644752	11690250	6022264	63%
ASHOKLEY	282349803	176240000	91992312	62%
GRANULES	28066846	17488000	9175503	62%
GLENMARK	30110093	18554200	10050388	62%
ABFRL	83537114	51459200	27901058	62%
HINDPETRO	127940594	78702300	42841264	62%
TATACHEM	31601465	18242950	11778441	58%
AMBUJACEM	146036127	84285000	54449320	58%
POLYCAB	10193113	5859300	3824157	57%
TATAPOWER	339616396	193390875	129244701	57%
CUB	148083277	83915000	56764113	57%
ACC	16266067	9075000	6377763	56%
UPL	101555650	56396600	40081267	56%
IDEA	4832931211	2620960000	1970324650	54%
NAVINFLUOR	7058383	3788850	2916613	54%
GAIL	627739751	336454650	259898113	54%
TATACOMM	23447901	12414000	9861505	53%
DLF	124016568	65513250	52302489	53%
IRCTC	60165566	31485125	25672162	52%
MGL	13335005	6924800	5743454	52%
JINDALSTEL	76154801	39411250	32935810	52%
JUBLFOOD	76383295	39042500	33521630	51%
TATAMOTORS	356121114	179923350	158391708	51%
AUROPHARMA	56444627	28477900	25144495	50%
ADANIPTS	160323375	79691200	72616006	50%

Derivative Recommendations:

Stock Name	Call (Buy/Sell)	Entry price	Targets	Stop Loss	Duration	Status
LAURUSLABS 401.8	Buy	401.8	422	391	Positional	Open
SBIN 585 CE	Buy	5.5	12	2.5	Positional	Open
INDHOTEL 425CE	Buy	6.7	10	4.5	1-2 Days	Open
BAJAJ-AUTO 5200CE	Buy	61	100	40	1-2 Days	Open

FROM THE EQUITY DERIVATIVE DESK:

NIRAV HARISH CHHEDA
AVP - DERIVATIVES AND TECHNICAL RESEARCH
E-Mail: nirav.chheda@nirmalbang.com
Tel no: 6273-8199/8000

AMIT BHUPTANI
DERIVATIVES AND TECHNICAL RESEARCH ANALYST
E-Mail: amit.bhuptani@nirmalbang.com
Tel no: 6273-8242/8000

DISCLOSURES

Research Reports that are published by Nirmal Bang Securities Private Limited (hereinafter referred to as "NBSPL") are for private circulation only. NBSPL is a registered Research Analyst under SEBI (Research Analyst) Regulations, 2014 having Registration no. INH000001766. NBSPL is also a registered Stock Broker with National Stock Exchange of India Limited, BSE Limited, Metropolitan Stock Exchange of India Limited, Multi Commodity Exchange of India Limited, National Commodity and Derivative Exchange Limited and Indian Commodity Exchange Limited in cash and Equity and Commodities derivatives segments.

NBSPL has other business divisions with independent research teams separated by Chinese walls, and therefore may, at times, have different or contrary views on stocks and markets.

NBSPL or its associates have not been debarred / suspended by SEBI or any other regulatory authority for accessing / dealing in securities Market. NBSPL, its associates or analyst or his relatives do not hold any financial interest (Except Investment) in the subject company. NBSPL or its associates or Analyst do not have any conflict or material conflict of interest at the time of publication of the research report with the subject company. NBSPL or its associates or Analyst or his relatives may or may not hold beneficial ownership of 1% or more in the subject company at the end of the month immediately preceding the date of publication of this research report.

NBSPL or its associates / analyst has not received any compensation / managed or co-managed public offering of securities of the company covered by Analyst during the past twelve months. NBSPL or its associates have not received any compensation or other benefits from the company covered by Analyst or third party in connection with the research report. Analyst has not served as an officer, director or employee of Subject Company. NBSPL / analyst has not been engaged in market making activity of the subject company.

Analyst Certification: The research analysts and authors of these reports, hereby certify that the views expressed in this research report accurately reflects my/our personal views about the subject securities, issuers, products, sectors or industries. It is also certified that no part of the compensation of the analyst(s) was, is, or will be directly or indirectly related to the inclusion of specific recommendations or views in this research. The analyst(s) principally responsible for the preparation of this research report and has taken reasonable care to achieve and maintain independence and objectivity in making any recommendations.

DISCLAIMER

This report is for the personal information of the authorized recipient and does not construe to be any investment, legal or taxation advice to you. NBSPL is not soliciting any action based upon it. Nothing in this research shall be construed as a solicitation to buy or sell any security or product, or to engage in or refrain from engaging in any such transaction. In preparing this research, we did not take into account the investment objectives, financial situation and particular needs of the reader.

This research has been prepared for the general use of the clients of NBSPL and must not be copied, either in whole or in part, or distributed or redistributed to any other person in any form. If you are not the intended recipient you must not use or disclose the information in this research in any way. Though disseminated to all the customers simultaneously, not all customers may receive this report at the same time. NBSPL will not treat recipients as customers by virtue of their receiving this report. This report is not directed or intended for distribution to or use by any person or entity resident in a state, country or any jurisdiction, where such distribution, publication, availability or use would be contrary to law, regulation or which would subject NBSPL & its group companies to registration or licensing requirements within such jurisdictions.

The report is based on the information obtained from sources believed to be reliable, but we do not make any representation or warranty that it is accurate, complete or up-to-date and it should not be relied upon as such. We accept no obligation to correct or update the information or opinions in it. NBSPL or any of its affiliates or employees shall not be in any way responsible for any loss or damage that may arise to any person from any inadvertent error in the information contained in this report. NBSPL or any of its affiliates or employees do not provide, at any time, any express or implied warranty of any kind, regarding any matter pertaining to this report, including without limitation the implied warranties of merchantability, fitness for a particular purpose, and non-infringement. The recipients of this report should rely on their own investigations.

This information is subject to change without any prior notice. NBSPL reserves its absolute discretion and right to make or refrain from making modifications and alterations to this statement from time to time. Nevertheless, NBSPL is committed to providing independent and transparent recommendations to its clients, and would be happy to provide information in response to specific client queries.

Before making an investment decision on the basis of this research, the reader needs to consider, with or without the assistance of an adviser, whether the advice is appropriate in light of their particular investment needs, objectives and financial circumstances. There are risks involved in securities trading. The price of securities can and does fluctuate, and an individual security may even become valueless. International investors are reminded of the additional risks inherent in international investments, such as currency fluctuations and international stock market or economic conditions, which may adversely affect the value of the investment. Opinions expressed are subject to change without any notice. Neither the company nor the director or the employees of NBSPL accept any liability whatsoever for any direct, indirect, consequential or other loss arising from any use of this research and/or further communication in relation to this research. Here it may be noted that neither NBSPL, nor its directors, employees, agents or representatives shall be liable for any damages whether direct or indirect, incidental, special or consequential including lost revenue or lost profit that may arise from or in connection with the use of the information contained in this report.

Copyright of this document vests exclusively with NBSPL. Our reports are also available on our website www.nirmalbang.com